





EMERGENCY INFORMATION

IN CASE OF EMERGENCY



<p>HOSPITAL</p> 	<p>POISON CONTROL</p> 	<p>POLICE</p> 	<p>FIRE DEPARTMENT</p> 
---	---	--	--

EMERGENCY CONTACTS

<p>Emergency Contact #1</p> <p>Name</p> <p>Number</p> <p>Address</p> <p>Relationship</p>	<p>Emergency Contact #2</p> <p>Name</p> <p>Number</p> <p>Address</p> <p>Relationship</p>
--	--

HOUSEHOLD INFORMATION

Our Address:

Mom's Cell Number:

Mom's Work Number:

Dad's Cell Number:

Dad's Work Number:

Home Number:

Wi-Fi & Password:

First Aid Kit Location:

Fire Extinguisher(s):

Breaker Panel Location:

Emergency Cash Location:

Water Valve Location:

Gas Valve Location:

MEDICAL INFORMATION

Insurance Company:

Policy/Group Number:

Family Doctor:

Pharmacy:

Pediatrician:

Veterinarian:

Dentist:

Allergies:

Medications:



FAMILY EMERGENCY PLAN

OUT-OF-TOWN CONTACT INFORMATION & MEETING LOCATIONS

Name:	Phone Number:
Address:	Email Address:
Neighborhood Meeting Place:	Phone Number:
Regional Meeting Place:	Phone Number:
Evacuation Location:	Phone Number:

FAMILY MEMBER INFORMATION

Name:	SSN:
DOB:	Important Medical Information:
Name:	SSN:
DOB:	Important Medical Information:
Name:	SSN:
DOB:	Important Medical Information:
Name:	SSN:
DOB:	Important Medical Information:
Name:	SSN:
DOB:	Important Medical Information:
Name:	SSN:
DOB:	Important Medical Information:
Pet(s):	Pet(s):

FREQUENTED LOCATIONS

Work Location #1:	Phone Number
Address:	Email:
Work Location #2:	Phone Number
Address:	Email:
School Location #1:	Phone Number
Address:	Email:
School Location #2:	Phone Number
Address:	Email:
Other Frequented Location #1:	Phone Number
Address:	Email:
Other Frequented Location #2:	Phone Number
Address:	Email:



SHELTER-IN-PLACE PLAN

DESIGNATED SAFE ROOM:



IDEAL SAFE ROOM:

- Small, interior room
- Few or no windows



DON'T FORGET ABOUT YOUR PETS!

If there is a shelter-in-place order in effect, pets shouldn't be let outside - even to potty!

**1**

GET INSIDE & STAY INSIDE

If there is a shelter-in-place advisory in effect, the first step is to get inside as quickly as possible. Make sure to get copies of the shelter-in-place plans for the locations your family frequents to stay informed and be prepared.

- Close and lock all windows and exterior doors.
- Grab your Family Emergency Kit.
- Gather everyone together in the safest room possible based on the emergency situation.
- Stay inside until officials lift the shelter-in-place order.

2

STAY IN TOUCH

- Call or text your emergency contact to let them know your status and location. Your emergency contact can then communicate with other family members on your behalf.
- After that, limit phone usage as much as possible to preserve power and keep the line open in case of emergency.
- Stay informed by listening to radio or TV broadcasts for updates.

3

SEAL ROOM

Depending on the emergency situation, you may need to seal the room you are sheltering in.

- Turn off fans and heating and air systems.
- Close fireplace damper
- Seal any windows, doors or vents to block air from entering the room you are in.
- Remain in your sealed location until officials indicate that it is safe to emerge.



EVACUATION PLAN

STAY INFORMED

- Monitor radio or TV for updates.
- Be aware of local emergency alert systems.
- Make sure that Family Emergency Plan is accessible.

BE READY

- Make preparations to leave right away in the event of an evacuation order.
- Make sure go-bags and Emergency Kit are packed and accessible.
- Make sure vehicle is full on fuel.

PLAN AHEAD

- Plan your evacuation route and shelter location ahead of time.
- Make sure everyone in your household is aware of the plan in the event of separation.

PROTECT YOUR PROPERTY

- Take steps to secure and protect your home.
- Inform your neighbors of precautions taken and evacuation plan.

REMEMBER TO PACK THE SIX P'S FOR EVACUATION

